




Interest Level: PreK-2
Reading Level: K
Age Range: 4-7
Genre: Fiction
GRL: C
Lexile: 370L

Subject: Leveled Fiction
Pages: 24
Standards:
CCSS.RL.1.2
CCSS.SL.1.1
CCSS.W.1.8



LESSON OBJECTIVE

Students will be able to retell stories, including key details, and demonstrate understanding of their central message or lesson.

LESSON FOCUS: Central Message/Lesson

Tell students that sometimes when author's write books, they include a central message or a lesson. This is something they want us to learn from a story.

BEFORE READING

ACTIVATING PRIOR KNOWLEDGE

Ask students to think about friendship. Guide them to think about their friends and why they have chosen to be friends with them. Ask students what qualities they look for in a friend. Ask students to turn and talk to their shoulder or face partner. When they are finished, ask students to share out. Have a class discussion on friendship.



PREVIEW AND PREDICT

Have students study the cover of the book. Ask them to describe what they see and share what they think they will learn in the book. Engage students in a book walk. Show them the table of contents, photo glossary, sample of pages and photographs.

AS YOU READ

Read the book aloud. As you are reading, pause and allow students to observe the photographs and any other text features that add meaning to the text. Stop and talk about any bold or unknown words. Discuss key details such as the characters, setting, problem and solution.


AFTER YOU READ

Have a class discussion about the key details in the book. Ask students to retell events from the story. Next, use the Story Elements Graphic Organizer to guide students in determining the central message or lesson of the story. Complete the characters and setting boxes as a class. Have students work in pairs or a group to determine what the story was mainly about and complete the beginning, middle and end boxes. Ask students to complete the last box independently. Once students are finished, discuss the central message or lesson as a class.

SUGGESTED AFTER READING ASSESSMENT QUESTIONS (Encourage students to look back in the text to support their answers):

1. Why did the birds think that Fern didn't want to be friends?
2. Why was Fern upset? How do you know?
3. Did the other birds know that Fern was upset because she was scared to fly?
4. What did the other birds do when they found out why Fern was really upset?

STUDENT EXTENSION ACTIVITY - FERN FINDS HER FLOCK



NAME: _____

DATE: _____

1. Complete the Story Elements Graphic Organizer.

Characters	Setting	
This story was mainly about...		
In the beginning...	In the middle...	In the end...
The story taught us...		

2. Complete the Alphaboxes Graphic Organizer.

Directions:


Using the book select words from the text that begin with each of the letters of the alphabet. You may also illustrate any chosen words. As an extension turn the paper over and write sentences using the words in your alphabox.

AlphaBoxes

Need More Space?
Grab a piece of scrap paper!

A	B	C	D
E	F	G	H
I	J	K	L
M	N	O	P
Q	R	S	T
U	V	WX	YZ

STUDENT EXTENSION ACTIVITY - *FERN FINDS HER FLOCK*



3. Use the RACE strategy (restate the question, answer the question, cite with text evidence, elaborate) to answer the following question.

What are some ways that you can be a good friend?

Use this box to add an illustration to your writing.

Don't Forget to Edit Your Work!
Check the spelling, punctuation
and grammar.

9781731604262TN

Fern Finds Her Flock

