

### Summary

Fiona gets mad at her brother, Finley, when he tells her boys are the best at everything. Fiona knows that's not true! The Sweets Shop always gets special customers, but when Sally Ride comes to visit, Fiona and Finley go on a special trip—into outer space! Finley and Fiona have a blast, but there's more to learn on this epic journey than they expected.

Guided Reading Level	Lexile Level	Total Word Count
N	550	

### Standards:

#### Common Core Language Arts

- Ask and answer questions to demonstrate understanding of a text, referring explicitly to the text as the basis for the answers.
- Describe characters in a story (e.g., their traits, motivations, or feelings) and explain how their actions contribute to the sequence of events

### Lesson Focuses for Guided Reading (Select lesson focus based on Student's needs)

Writing Craft	Comprehension	Reading Strategies Decoding, & Phonics	Academic Vocabulary
Using strong verbs Using dialogue	Summarizing Asking questions Cite textual evidence	Reading for context clues Using illustrations	anchor deafening gravity hearing aid helmet orbit parachute satellites

### Lesson

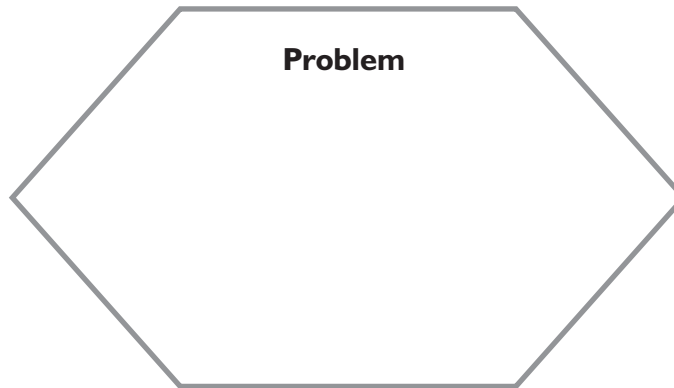
- Warm up for reading – Students read familiar books.
- Introduction of **Cupcakes with Sally Ride** – Introduce **Cupcakes with Sally Ride** by looking at the cover photo and starting a discussion about equality/gender/astronauts.  
Suggested questions to facilitate introduction:
  - Looking at the cover, what do you think this story is going to be about?
  - What do you know about gender equality and/or astronauts? Explain.
  - Do you know what equality means? Explain.
- Skimming and Scanning **Cupcakes with Sally Ride** – Use this time to introduce or review your lesson focus strategies and/or skills.  
Suggested skimming and scanning prompts:
  - Look at the Table of Contents on page 5. Do the chapter titles give you clues about what the book is about?
  - On page 15, look at the words rumbling and roaring. Do you notice other descriptive words in the book?
  - On page 12, does the illustration help you understand the text? Explain.
- Reading **Cupcakes with Sally Ride** – Students read independently or with a partner.
- After reading **Cupcakes with Sally Ride** – Open the conversation with a question that relates to the comprehension strategy of asking questions. After a brief conversation about the contents of the book move to questions that support your lesson focus.  
Suggested after reading content connection questions:
  - Why is Fiona upset?
  - Where does Sally Ride take Finley and Fiona? Why?
  - How did Sally Ride become an astronaut? Summarize. How?
  - What does Finley learn on this adventure? Use textual evidence.
 Suggested after reading lesson focus prompts:
  - I noticed (student's name) using (reading strategy) while you were reading. Did it help you with your reading? (Repeat this question to highlight different reading strategies or skills used by students.)
  - Did you check the pictures for clues when you were stuck?
  - Did you read on for context clues when you were stuck on a word?
- After Reading Application for **Cupcakes with Sally Ride** – Have students think about problem/solution and complete the summarizing reproducible.

NAME: \_\_\_\_\_

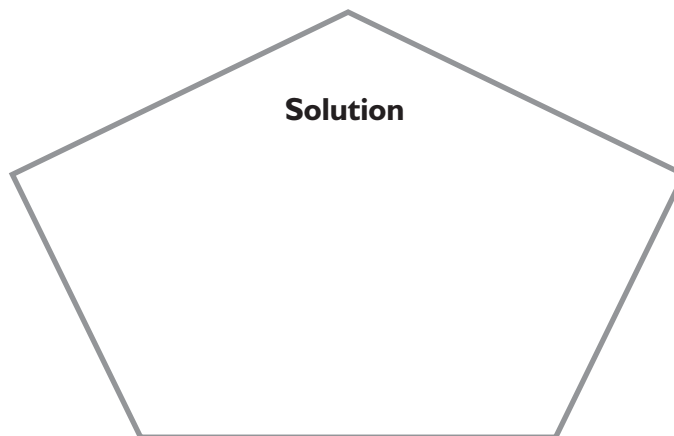
DATE: \_\_\_\_\_

**Directions:**

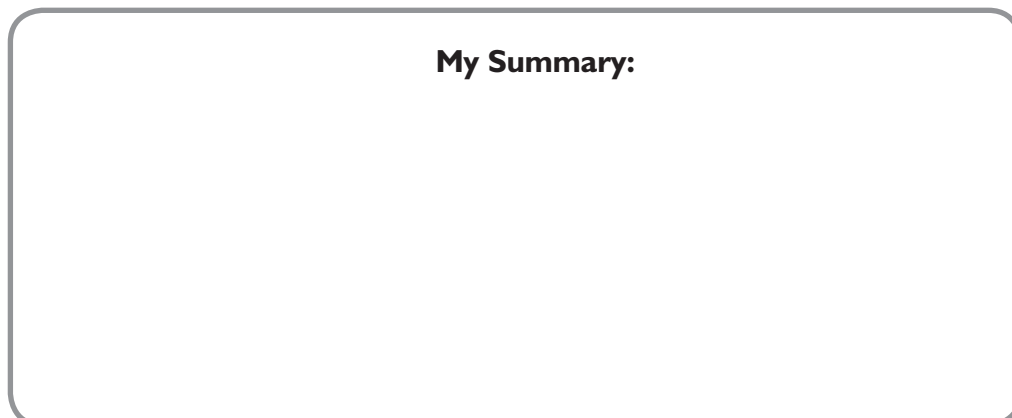
Identify the problem and the solution as presented in the text. Next, write a short version of the problem and the solution in your own words. Use the graphic organizer as a guide.



**Problem**



**Solution**



**My Summary:**